

MADE IN
USA

TOMCAT

GTX Rider



AUTOMATICS

LARGE RIDERS

BURNISHERS

RIDER/BURNISHER



TOMCAT GTX SCRUBBERS

These tough, compact scrubbers offer the productivity of riders with better maneuverability than walk-behinds. Designed to clean schools, malls, warehouses, hospitals, while standing up to contract cleaning.

The three "Disk" machines, with 26", 30", and 34" scrub paths, offer gimbaled brush drive and 50% more scrubbing power than competitive brands. The four "Cylindrical" decks are ideal for grout lines, rubber floors and sweep debris while scrubbing.

The scrub deck has curtains and wipers, for unmatched water control. The side shrouds are made of thick steel and remove easily for brush access and adjustments.


PRODUCTIVITY

Productivity is a function of scrub width, run time and tank capacity, and **TOMCATS** top the chart.

1. 20% larger tanks = Less stopping to refill
2. Wider scrub path = Fewer trips down the aisle
3. High scrub pressure = Less double scrubbing
4. More vacuum = Dry, safe, clean floors
5. Big battery pack = Runs a full shift (7hours!)

EASY TO SERVICE

Every manufacturer claims to have equipment that is tough and easy to clean up. **TOMCAT GTX** has the "Tip Back Tanks" which allow access to batteries, vacuum motors, and actuators.



We invite you to compare other equipment. Your maintenance staff will notice the difference.

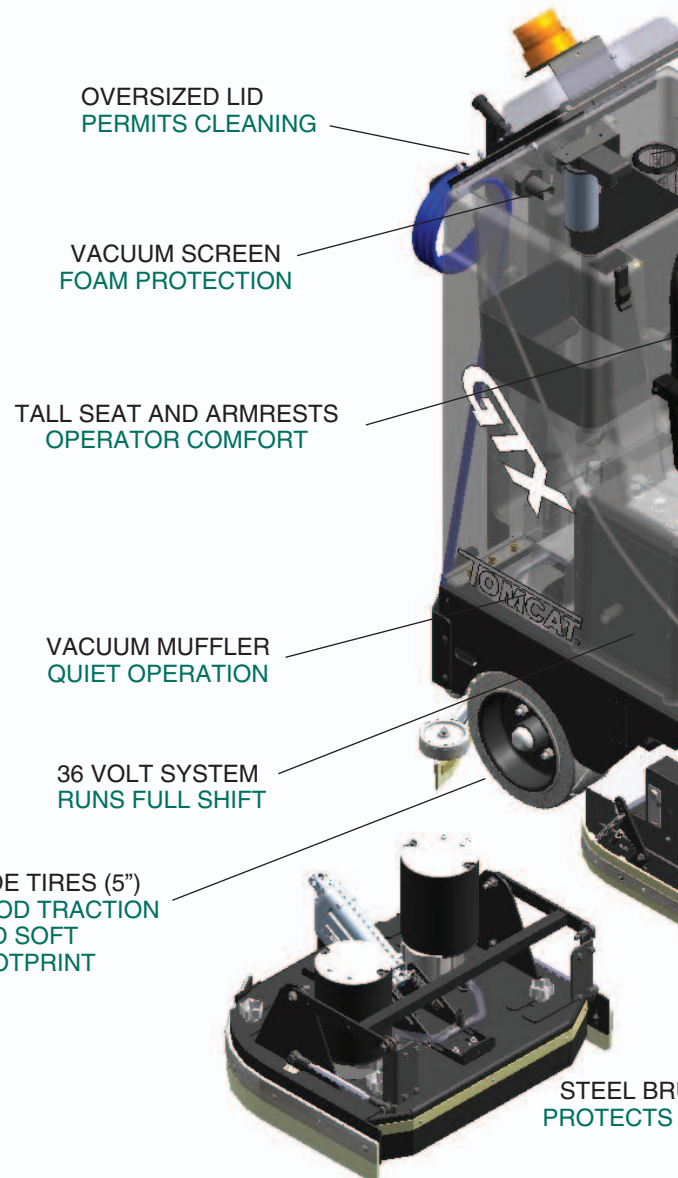
FREE DEMO (800) 450-9824

CLEAR 32" DOORS & SMALL ELEVATORS




ONLY 26 INCHES WIDE

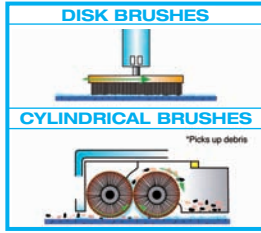
POPULAR



OPTIONS



AT HOME IN TOUGH APPLICATIONS



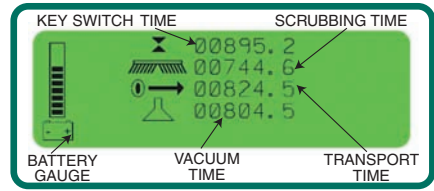
OPERATOR EASE

The operator sits in a spring-suspended, fully adjustable, mid-back chair. The adjustable steering column, headlight, and armrests further enhance operator comfort.

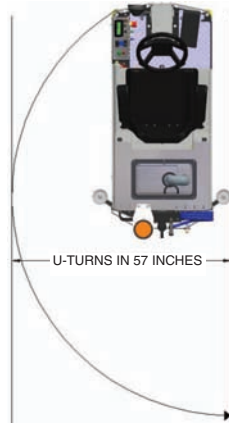
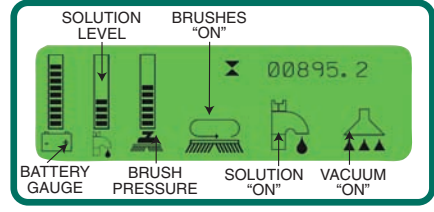
The **TOMCATS** have a powerful drive motor, can climb steep ramps, and come standard with heavy duty tires. Features include an automatic parking brake, and reduction of transport speed while scrubbing or reversing.

Our *Central Command II* system includes a LCD readout, on-board diagnostics, and three hour meters, simplifying preventive maintenance intervals. If the batteries become too discharged, the **TOMCATS** automatically shut down all systems except "transport", to allow the machine to return to the charge station.

MAINTENANCE SCREEN



OPERATING SCREEN



BUILT TOUGH

TOMCATS use powerful motors, so they typically run at only 75% of their capacity. This leaves power in reserve for times where heavy stripping is required, and prolongs motor life.

- **TOMCATS** are constructed of thick steel, and powder painted to prevent corrosion.
- The tanks have extra-thick walls, brass inserts, and "through tubes" for strength.
- Steel shrouds protect the scrubhead.
- Tall polyurethane rollers disperse collisions without leaving marks on your walls.
- **TOMCATS** use only stainless fasteners.

RETURN ON INVESTMENT

AREA Sq. Ft.	TIME REQUIRED TO CLEAN		
	By Hand	Model 250-15	Weekly Savings
10,000	7 hrs	0.5 hrs	\$ 252.00
25,000	17 hrs	1.0 hrs	\$ 636.00
75,000	50 hrs	2.5 hrs	\$1,900.00
100,000	70 hrs	3.5 hrs	\$2,544.00

SOLD ONLY THROUGH DEALERS

We're building our reputation by providing the toughest, best-engineered, highest-value machines our industry can produce. We make sure that in every market in which our "commercial" dealers do business, they maintain a factory-trained service department with a vested interest in our customers' long-term satisfaction.

GUARANTEED SERVICE

We guarantee to supply you with the spare parts you need within three work days – or they're yours free. This guarantee applies only to the 48 contiguous states of the United States, at the customer's special request, and to parts that can be shipped by courier.

SHORTER THAN WALK BEHINDS



AUTHORIZED DISTRIBUTOR



TOMCAT

Manufactured By:
R.P.S. Corporation
P.O. Box 241 • Racine, WI 53401
Phone: (800) 450-9824
Fax: (866) 632-6961
www.tomcatequip.com

Copyright R.P.S. Corporation 2010. All rights reserved. Since our policy is one of constant improvement, all specifications are subject to change without notice.

Body Construction/Dimensions

Tank Material:	Poly (3/8")
Chassis Construction:	3/16" Steel
Rear Wheels:	(2) 12" x 5"
Size (L x W x H):	54" x 26" x 55"
Squeegee Size:	32" or 35"
Weight:	780 lbs.
Weight (w/245 ah batteries):	1,222 lbs.

Scrub System

Disk Brush/Pad Diameter:	GTX-26: (2) 13" GTX-30: (2) 15" GTX-34: (2) 17"
Standard Brush Motor (disk):	(2) 0.75 hp / 300 rpm
Optional Brush Motor (disk):	(2) 1.0 hp / 350 rpm
Cylindrical Brush Size:	GTX-24: (2) 22" GTX-27: (2) 25" GTX-30: (2) 28" GTX-34: (2) 32"
Standard Brush Motor (cylindrical):	(2) 0.75 hp / 350 rpm
Cylindrical Brush Speed:	750 rpm
Brush Down Pressure:	0-250 lbs.
Actuator Rating:	500 lbs.

Battery System

System Voltage:	36 volts
Standard Battery Rating:	245 AH
Optional Battery Rating:	325 AH
Battery Run Time:	Up to 7 hrs.
Charger (110-v / 60 Hz, auto):	36-v / 25 amp

Solution System

Solution Tank Capacity:	35 gal.
Solution Flow Rate:	0-1.5 gpm
Solution Filter:	Stainless Inline

Recovery System

Recovery Tank Capacity:	35 gal.
Vacuum Power (standard):	1.0 hp or 2.0 hp
Drain Hose:	2.0" Diameter
Vacuum Specs (water-lift / airflow):	68" / 70 cfm
Demisting Chamber:	3 gallons

Drive System

Transaxle Description:	1.0 hp, sealed
Speed Control:	Variable 0-320 ft.
Minimum Aisle U-Turn:	57"
Sound Level:	68 dBA

Productivity

Cleaning Width & Rate/Hour:	24"/26,400 sq. ft./hr. 26"/28,600 sq. ft./hr. 27"/29,700 sq. ft./hr. 30"/33,000 sq. ft./hr. 34"/37,400 sq. ft./hr.
-----------------------------	--

Optional Equipment

- Maintenance Free Batteries
- Onboard Charger
- Spray Hose / Vacuum Wand
- Grey Tires
- Manager "Lockout"
- Remote Scrub Wand
- Onboard Soap
- Side Brooms
- Concrete / Marble Polishing
- HD Package